

How to Use CohortAlgebra R Package

Gowtham A. Rao

2025-02-23

Contents

1 Introduction	1
1.1 Installation	1
1.2 Cohort UNION	2
1.3 InterSect Cohort	4
1.4 Minus Cohort	10

1 Introduction

(This package is NOT part of HADES.)

The idea behind this package is to allow the construction of new cohorts from previously instantiated cohorts in the cohort table. All cohorts in OHDSI have a standard definition: “A cohort is a set of persons who satisfy one or more inclusion criteria for a duration of time.”

- One person may belong to multiple cohorts
- One person may belong to the same cohort for multiple different time periods
- One person may not belong to the same cohort multiple times during the same period of time
- A cohort may have zero or more members

This is represented in a cohort table as `cohort_definition_id`, `subject_id`, `cohort_start_date` and `cohort_end_date`. For more details about the concept of a cohort please review The Book of OHDSI.

This package allows the creation of new cohorts from previously instantiated cohort table using cohort algebra (similar to temporal set algebra). The output is one or more new cohorts.

1.1 Installation

- This is an installable R-package that may be installed as follows:

```
remotes::install_github("OHDSI/CohortAlgebra")
```

1.2 Cohort UNION

- Given two or more cohorts, an UNION operator on these cohorts creates a new cohort with continuous days the persons was present in any of the cohorts. For example: given a cohort table as follows

```
cohort
```

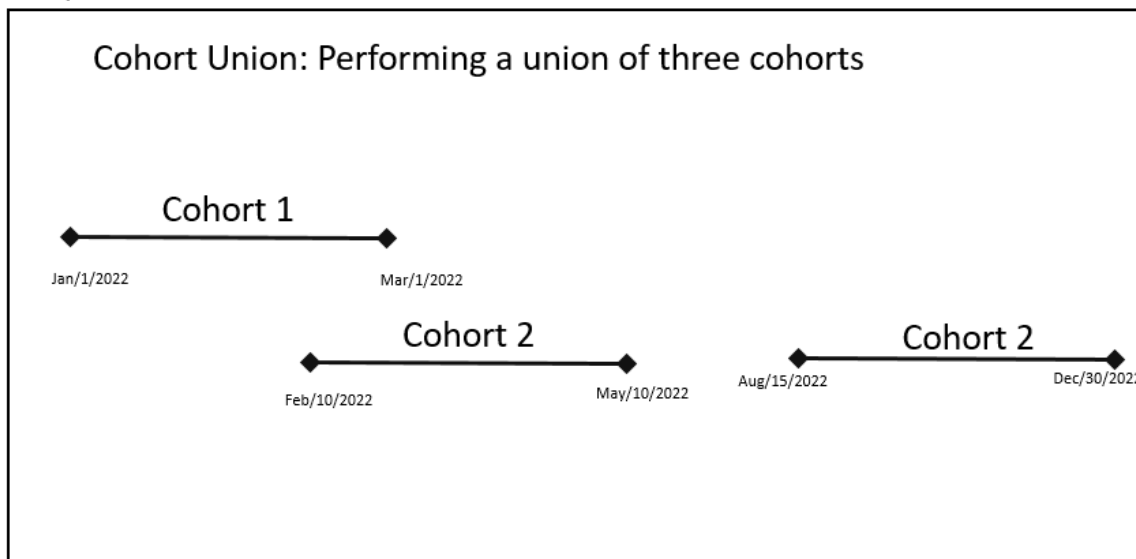
```
#> # A tibble: 3 x 4
#>   cohortDefinitionId subjectId cohortStartDate cohortEndDate
#>   <dbl> <dbl> <date> <date>
#> 1         1         1 2022-01-01 2022-03-01
#> 2         2         1 2022-02-10 2022-05-10
#> 3         2         1 2022-08-15 2022-12-30
```

The union of the two cohorts is expected to give us

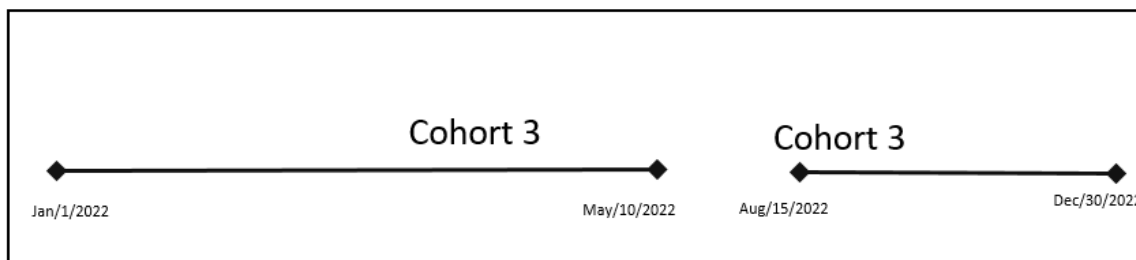
```
cohortExpected
```

```
#> # A tibble: 2 x 4
#>   cohortDefinitionId subjectId cohortStartDate cohortEndDate
#>   <dbl> <dbl> <date> <date>
#> 1         3         1 2022-01-01 2022-05-10
#> 2         3         1 2022-08-15 2022-12-30
```

Input



Output



To perform Cohort Union, we use the `unionCohorts` function. This function requires as an input a data.frame called `oldToNewCohortId`. Here we specify the cohort id's of the cohorts we want to union. The `newCohortId` is the cohortId of the resultant cohort. The `oldCohortId` are cohorts that are already in the cohort table.

```
oldToNewCohortId <-  
  dplyr::tibble(  
    oldCohortId = c(1, 2, 2),  
    newCohortId = c(3, 3, 3)  
  )  
  
CohortAlgebra::unionCohorts(  
  connection = connection,  
  sourceCohortDatabaseSchema = cohortDatabaseSchema,  
  sourceCohortTable = tableName,  
  targetCohortDatabaseSchema = cohortDatabaseSchema,  
  targetCohortTable = tableName,  
  oldToNewCohortId = oldToNewCohortId  
)
```

Now we will have a new cohortId '3' which is the union of cohortIds 1 and 2.

```
data
```

```
#> # A tibble: 2 x 4
#>   cohortDefinitionId subjectId cohortStartDate cohortEndDate
#>       <dbl>         <dbl> <date>           <date>
#> 1             3             1 2022-01-01       2022-05-10
#> 2             3             1 2022-08-15       2022-12-30
```

Note: if the target cohort table had a cohort with `cohortId = 3`, before running the union function - this would cause a conflict. In those cases, the union function would not run. We can purge all records for `cohortId = 3` from the target cohort table. The parameter `purgeConflicts` will delete any cohort records in the cohort table where `cohortId` is the `cohortId` of the `newCohort`.

1.3 InterSect Cohort

- Given two or more cohorts, an INTERSECT operator on these cohorts creates a new cohort with continuous days the persons was present in ALL of the cohorts.

1.3.1 Intersect cohort example 1

Input:

```
cohort
```

```
#> # A tibble: 2 x 4
#>   cohortDefinitionId subjectId cohortStartDate cohortEndDate
#>       <dbl>         <dbl> <date>           <date>
#> 1             1             1 2022-01-01       2022-01-15
#> 2             2             1 2021-12-15       2022-01-30
```

```
CohortAlgebra::intersectCohorts(
  connection = connection,
  sourceCohortDatabaseSchema = cohortDatabaseSchema,
  sourceCohortTable = tableName,
  targetCohortDatabaseSchema = cohortDatabaseSchema,
  targetCohortTable = tableName,
  cohortIds = c(1, 2),
  newCohortId = 3
)
```

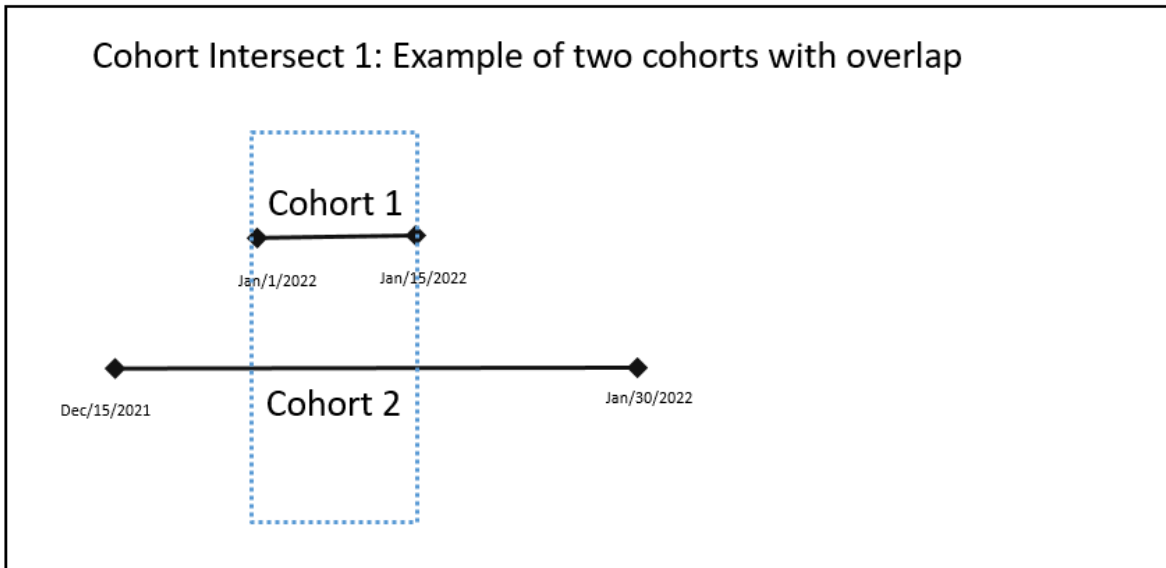
Output

1.3.2 Intersect cohort example 2

Input:

```
cohort
```

Input



Output




Figure 1: Cohort Intersect 1

```

#> # A tibble: 3 x 4
#>   cohortDefinitionId subjectId cohortStartDate cohortEndDate
#>   <dbl> <dbl> <date> <date>
#> 1 1 1 2022-01-01 2022-01-15
#> 2 2 2 2021-12-15 2022-01-05
#> 3 2 1 2022-01-10 2022-01-30

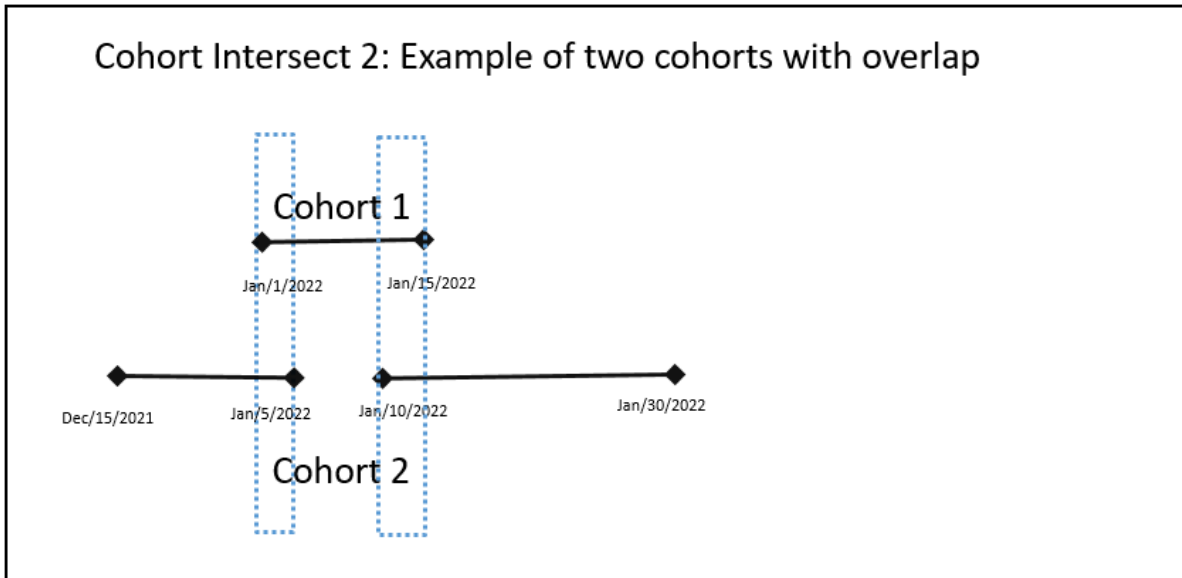
```

```

CohortAlgebra::intersectCohorts(
  connection = connection,
  sourceCohortDatabaseSchema = cohortDatabaseSchema,
  sourceCohortTable = tableName,
  targetCohortDatabaseSchema = cohortDatabaseSchema,
  targetCohortTable = tableName,
  cohortIds = c(1, 2),
  newCohortId = 3
)

```

Input



Output



Figure 2: Cohort Intersect 2

Output

1.3.3 Intersect cohort example 3

Input:

```
cohort
```

```
#> # A tibble: 3 x 4
#>   cohortDefinitionId subjectId cohortStartDate cohortEndDate
#>   <dbl> <dbl> <date> <date>
#> 1           1           1 2022-01-01 2022-01-15
#> 2           2           1 2021-12-15 2022-01-30
#> 3           3           1 2022-03-01 2022-03-15
```

```
CohortAlgebra::intersectCohorts(
  connection = connection,
  sourceCohortDatabaseSchema = cohortDatabaseSchema,
  sourceCohortTable = tableName,
  targetCohortDatabaseSchema = cohortDatabaseSchema,
  targetCohortTable = tableName,
  cohortIds = c(1, 2, 3),
  newCohortId = 4
)
```

Output

1.3.4 Intersect cohort example 4

Input:

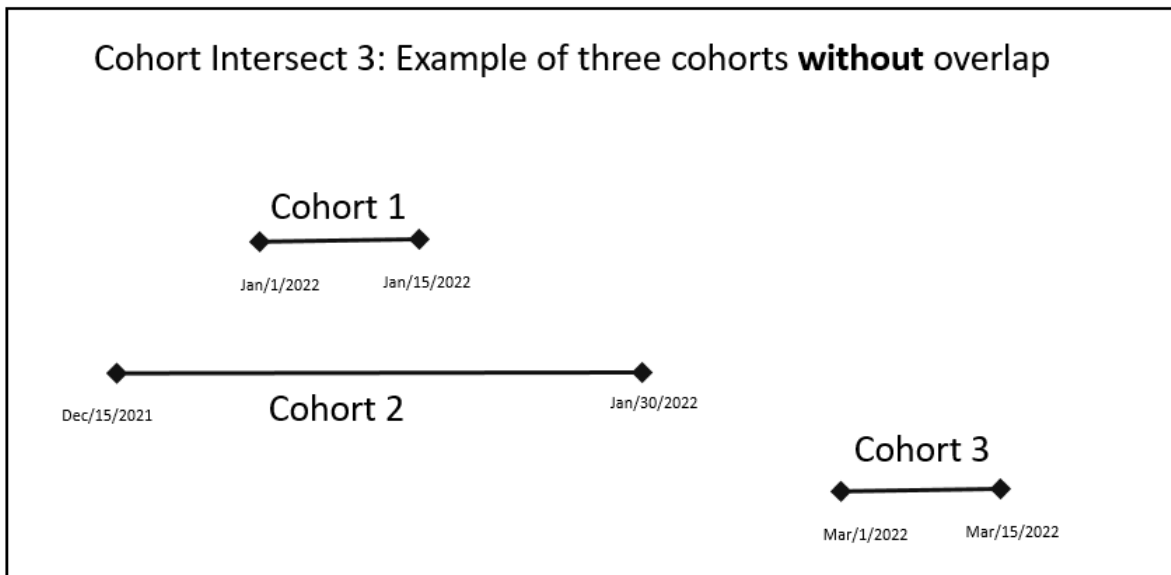
```
cohort
```

```
#> # A tibble: 3 x 4
#>   cohortDefinitionId subjectId cohortStartDate cohortEndDate
#>   <dbl> <dbl> <date> <date>
#> 1           1           1 2022-01-01 2022-01-15
#> 2           2           1 2021-12-15 2022-01-30
#> 3           3           1 2022-03-01 2022-03-15
```

```
CohortAlgebra::intersectCohorts(
  connection = connection,
  sourceCohortDatabaseSchema = cohortDatabaseSchema,
  sourceCohortTable = tableName,
  targetCohortDatabaseSchema = cohortDatabaseSchema,
  targetCohortTable = tableName,
  cohortIds = c(1, 2, 3),
  newCohortId = 4
)
```

Output

Input

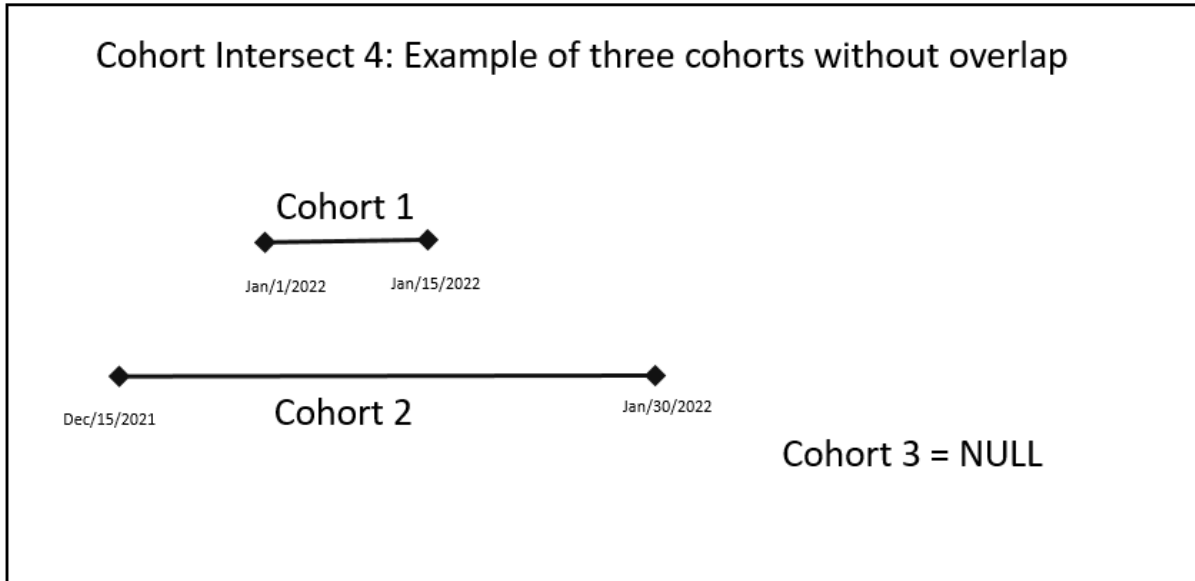


Output

NULL Cohort – i.e. no cohort is created

Figure 3: Cohort Intersect 3

Input



Output

NULL Cohort – i.e. no cohort is created

Figure 4: Cohort Intersect 4

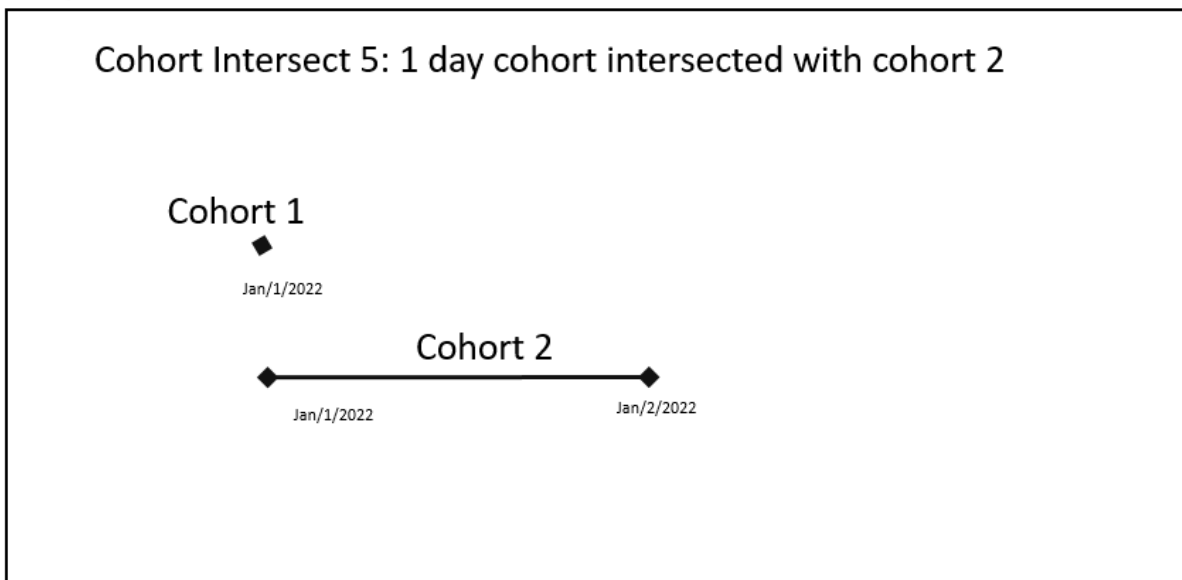
1.3.5 Intersect cohort example 5

Input:

```
cohort
```

```
#> # A tibble: 2 x 4
#>   cohortDefinitionId subjectId cohortStartDate cohortEndDate
#>   <dbl> <dbl> <date> <date>
#> 1         1         1 2022-01-01 2022-01-01
#> 2         2         1 2022-01-01 2022-01-02
```

Input



Output



Figure 5: Cohort Intersect 5

Output

1.4 Minus Cohort

Input:

```
cohort
```

```
#> # A tibble: 2 x 4
#>   cohortDefinitionId subjectId cohortStartDate cohortEndDate
#>   <dbl> <dbl> <date> <date>
#> 1         1         1 2022-01-01 2022-03-01
#> 2         2         1 2022-02-10 2022-05-10
```

```
CohortAlgebra::minusCohorts(
  connection = connection,
  sourceCohortDatabaseSchema = cohortDatabaseSchema,
  sourceCohortTable = tableName,
  targetCohortDatabaseSchema = cohortDatabaseSchema,
  targetCohortTable = tableName,
  firstCohortId = 1,
  secondCohortId = 2,
  newCohortId = 3
)
```

Output for example 1

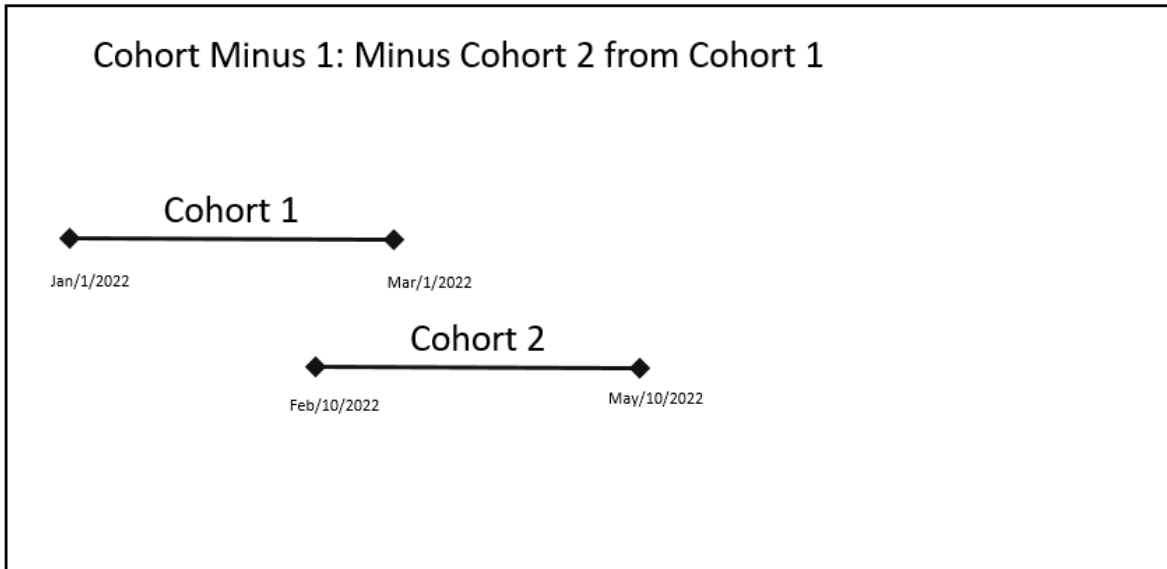
But if the cohorts are switched, i.e. minus cohort 1 from Cohort 2

```
CohortAlgebra::minusCohorts(
  connection = connection,
  sourceCohortDatabaseSchema = cohortDatabaseSchema,
  sourceCohortTable = tableName,
  targetCohortDatabaseSchema = cohortDatabaseSchema,
  targetCohortTable = tableName,
  firstCohortId = 2,
  secondCohortId = 1,
  newCohortId = 4
)
```

Output

Sequence of cohorts are important for minusCohort

Input

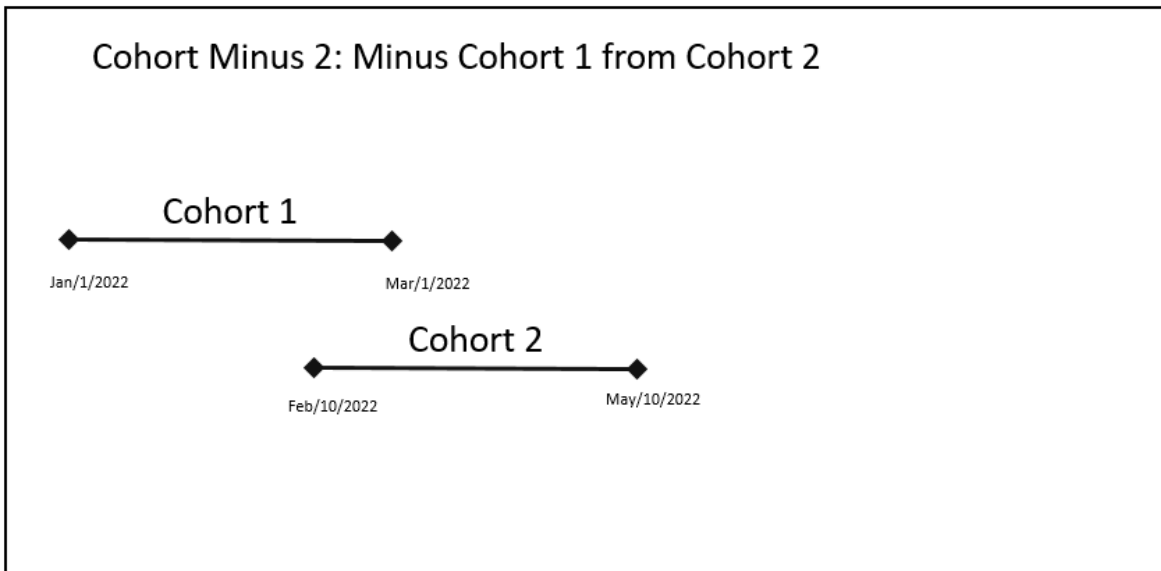


Output



Figure 6: Cohort Minus

Input



Output

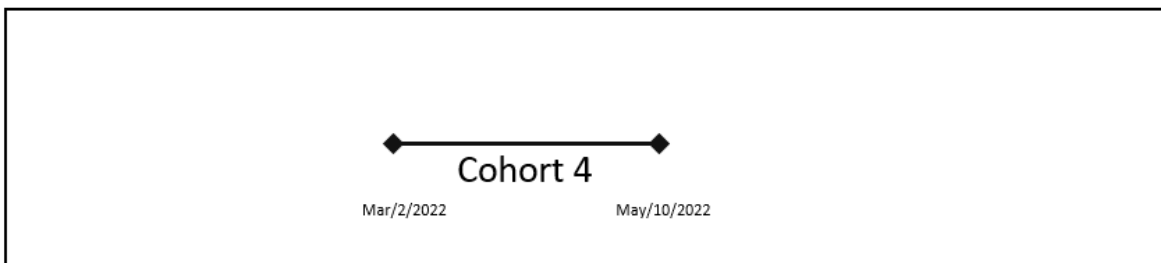


Figure 7: Cohort Minus